旋台直徑 Worktable diameter		Ø255 mm	
中心孔直徑 Center bore diameter		Ø50H7	
工作台高度 Height of table		325 mm	
中心高度 Height of center		225 mm	
工作台T型槽寬度 Width of T-slot		12H7 mm	
最大工件負載 MAX. loading capacity		100kg(In horizontal)/75kg(In tilt)	
軸向 Axis		旋轉軸 Rotary	傾斜軸 Tilt
伺服馬達型式 (選配) Servo motor	FANUC	A4I	A8I
	MISIUBISHI	HF104T	HF154T
齒數比 Transmission ratio		1:90	1:120
最高迴轉數 MAX. table speed		22.2 rpm	16.6 rpm
最小設定單位 Resolution		0.001°	
分度精度 Indexing accuracy		15″	50″
重覆精度 Repeatability		6″	8″
可傾斜角度 Tilting angle range		+30° ~ -120°	
剎車鎖緊力 Clamping torque		70 Kg-m	70 Kg-m
容許切削扭矩 Allowable cutting torque		25 Kg-m	
油壓剎車源 Hyd pressure		50 Kg/cm^2	

客戶確認用章 Customer confirmation

核准 Approbation	審核 Audit

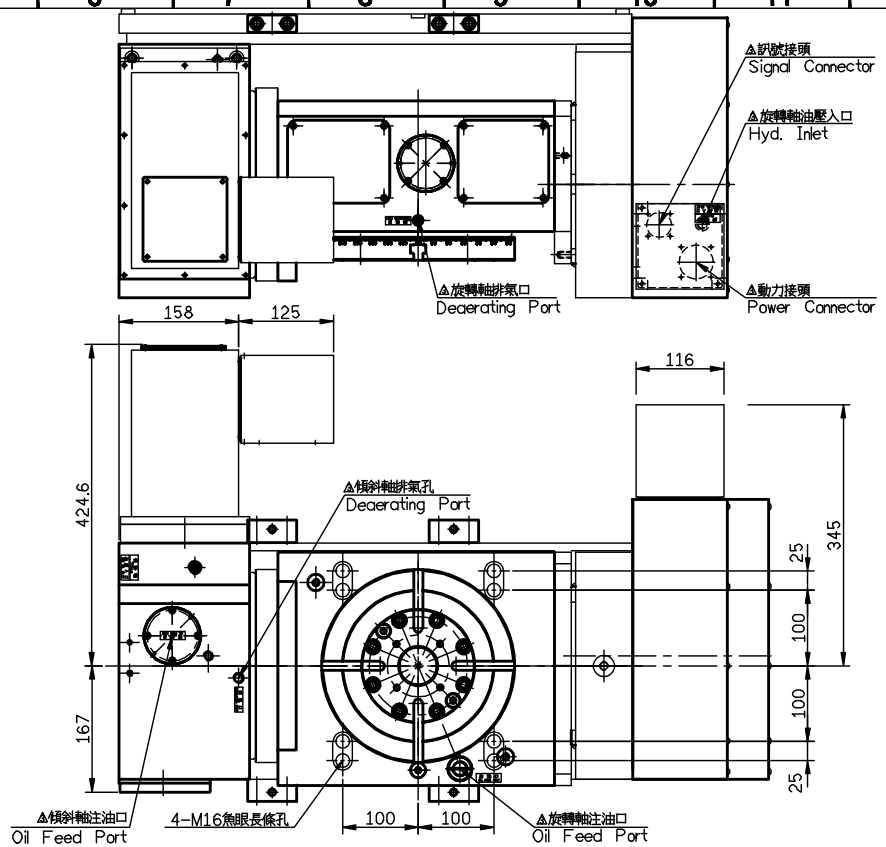

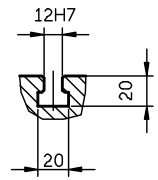

T型溝詳圖1:2
Width of T-Slot



旋轉軸中心孔尺寸
Center-hole Diameter

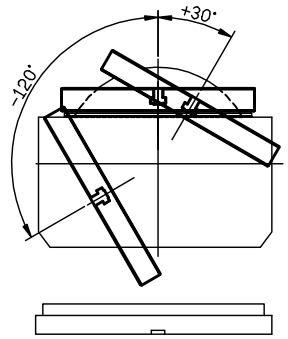

工作台最大傾斜角度示意 View-A
A View Tilting Angle Range

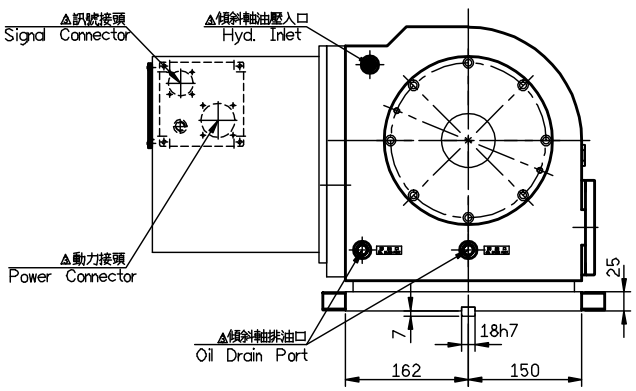

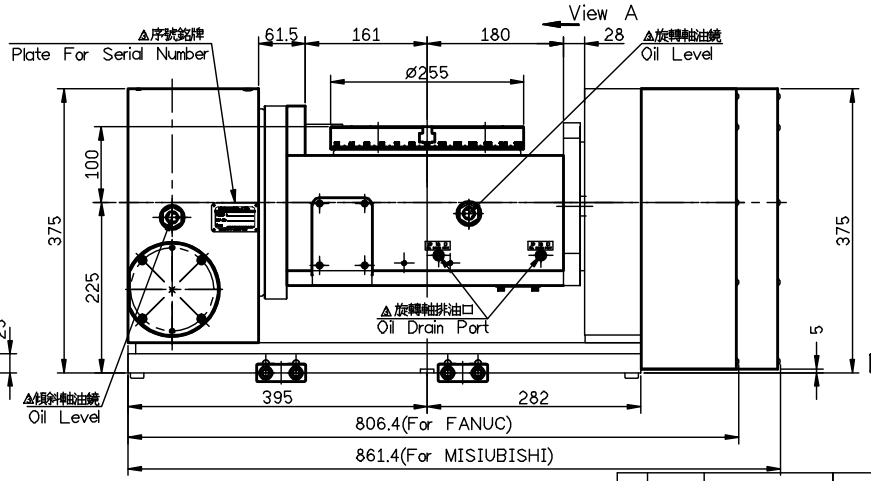

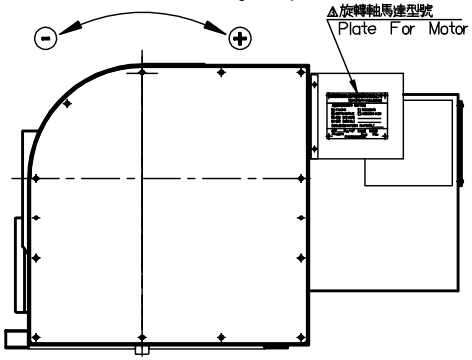

ITEM	DATE	ITEM DESCRIPTION
△	06'07'11	更新馬達
△	06'07'11	新增機圖,細註更新,加入其文

detron

比例 SCALE	模型 MODEL	材質 MATERIAL	名稱 TITLE	料號 PART NO.
1=5	GF256H		五軸加工機	GF256H-A04
角法 SKIAGRAPHY	用量 UNIT	備註 REMARKS	校準	審圖	繪圖
	1/台			SHEET 1 OF 1	A2